

*Maximum
convenience,
reliability, and
ease of service
in a residential
valve*



1" Globe



1" Globe Male x Barb




1" Globe Male x Male

Now it's possible to service a Hunter valve without using any tools to gain access to the inner workings of the product. Product maintenance has never been easier! And with this simplicity, you don't give up any quality or performance as these valves boast more than enough features to handle the demands of whatever your site has to offer. Choose from a wide range

of different configurations for the many different styles of installations that vary from region to region. All models feature durable, high-grade, corrosive- and UV-resistant PVC construction and a rugged double-beaded, leak-proof diaphragm with support to prevent stress failure. Plus, you'll find a fully-encapsulated solenoid that guarantees reliable operation time after time.

Features & Benefits



Jar-Top bonnet

Intuitive design makes it easy to access the valve; no tools necessary

Fully-encapsulated Hunter solenoid

Provides dependable operation and long life

High grade construction

Made of durable materials and stainless steel to resist wear

Internal and external manual bleed

Two options for manual operation

Flow control option

Adjusts the flow of each zone on a system to deliver optimum nozzle performance

Rigid diaphragm support

Works to prevent stress failure in tough conditions

Common parts to other Hunter valves

Diaphragm is interchangeable with PGV, SRV, and ASV series 1" valves; solenoid fits all Hunter plastic valves



All it takes is a simple twist of the wrist to unscrew the top of the valve, making PGV Jar-Top the industry's fastest valve to service.

Models

- PGV-100JT-G – 1" plastic globe valve, Jar-Top Bonnet, no flow control
- PGV-101JT-G – 1" plastic globe valve, Jar-Top Bonnet, with flow control
- PGV-100JT-GS – 1" plastic globe valve, Jar-Top Bonnet, no flow control, female slip
- PGV-101JT-GS – 1" plastic globe valve, Jar-Top Bonnet, with flow control, female slip
- PGV-100JT-MB – 1" plastic globe valve, Jar-Top Bonnet, no flow control, male thread x barb
- PGV-101JT-MB – 1" plastic globe valve, Jar-Top Bonnet, with flow control, male thread x barb
- PGV-100JT-MB125 – 1" plastic globe valve, Jar-Top Bonnet, no flow control, 1" male thread x 1¼" barb
- PGV-101JT-MB125 – 1" plastic globe valve, Jar-Top Bonnet, with flow control, 1" male thread x 1¼" barb
- PGV-100JT-MM – 1" plastic globe valve, Jar-Top Bonnet, no flow control, male x male thread
- PGV-101JT-MM – 1" plastic globe valve, Jar-Top Bonnet, with flow control, male x male thread
- PGV-100JT-MB075 – 1" plastic globe valve, Jar-Top Bonnet, no flow control, 1" male thread x ¾" barb
- PGV-101JT-MB075 – 1" plastic globe valve, Jar-Top Bonnet, with flow control, 1" male thread x ¾" barb

Dimensions

- 1" Globe: 5½" H x 4¾" L x 3¼" W
- 1" Male x Male: 5½" H x 5¼" L x 3¼" W
- 1" Male x Barb: 5½" H x 5⅞" L x 3¼" W
- 1" Male x 1¼" Barb: 5½" H x 5⅞" L x 3¼" W

Operating Specifications


- Flow: .2 to 30 GPM
(0.04 to 6.81 m³/hr; 0.7 to 113.5 l/min)
- Pressure: 20 to 150 PSI
(1.4 to 10.3 bars; 138 to 1034 kPa)
- Heavy-duty solenoid: 24VAC, 370mA inrush current, 190mA holding current, 60 cycles; 475mA inrush current, 230mA holding current, 50 cycles

Options Available

- Reclaimed water identification handle for flow control models only (part # 269205)
- DC latching solenoid (part # 458200)
- Solenoid conduit cover (part # 464322)


A Complete Line-up of Choices

No matter what method of installation you prefer, the PGV Jar-Top offers a model to match your particular requirements:




Threaded

1" threaded inlet and outlet.




Slip

For direct, leak-free solvent weld connections to PVC pipe.



Male x Barb

Specifically designed for use with polyethylene piping systems. Requires fewer fittings and allows faster installation. Choice of ¾", 1", or 1¼" barb outlets for compatibility with different systems.



Male x Male

Designed for use with "union style" manifold tees for quick installation.

PGV Jar-Top Pressure Loss in PSI

GPM	1"
1	1.1
5	1.9
10	1.9
15	1.6
20	3.3
30	6.1

Charts based on full-open flow control position.



SPECIFICATION GUIDE

EXAMPLE: **PGV - 100JT - S - R**

MODEL	FEATURES	OPTIONS FACTORY INSTALLED	OPTIONS USER INSTALLED
PGV	100JT = 1" Globe Jar-Top Valve, no Flow Control 101JT = 1" Globe Jar-Top Valve, with Flow Control	G = NPT Threads S = Slip x Slip B = BSP Threads MM = Male x Male (NPT) MMB = Male x Male (BSP) MB = Male x 1" Barb MB075 = Male x ¾" Barb MB125 = Male x 1¼" Barb LS = Less Solenoid (Only available on 101JTG, 100JTG, 101JTB, 100JTB)	R = Reclaimed Water Identification Handle DC = DC Latching Solenoid CC = Solenoid Conduit Cover